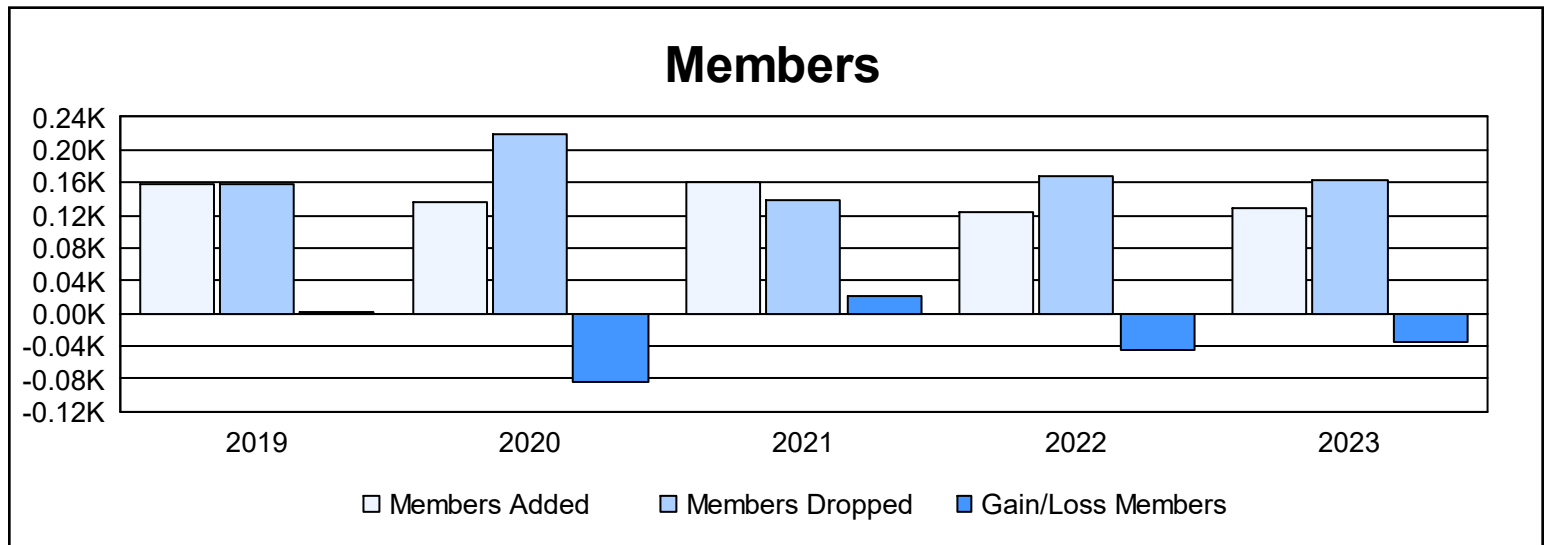
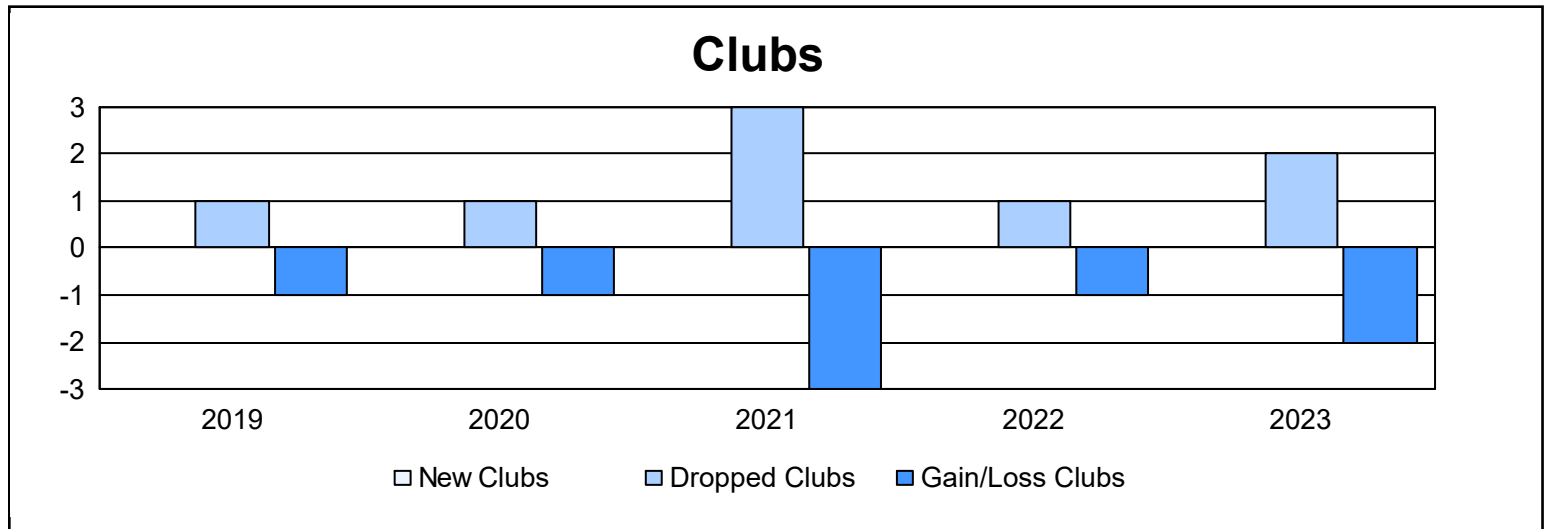
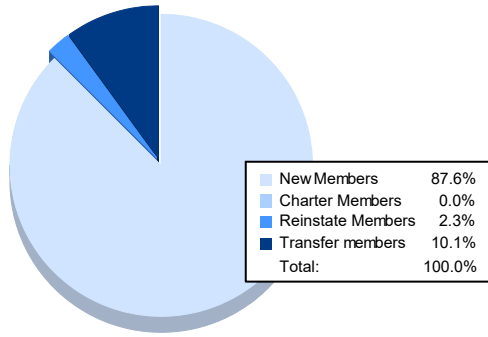


| Year | New Clubs | Dropped Clubs | Gain/ Loss Clubs | New Members | Charter Members | Reinstate Members | Transfer Members | Total Member Added | Total Members Dropped | Gain/ Loss Members |
|----------------|-----------|---------------|------------------|-------------|-----------------|-------------------|------------------|--------------------|-----------------------|--------------------|
| 2018-2019 | 0 | 1 | -1 | 133 | 1 | 4 | 21 | 159 | 157 | 2 |
| 2019-2020 | 0 | 1 | -1 | 99 | 4 | 5 | 29 | 137 | 220 | -83 |
| 2020-2021 | 0 | 3 | -3 | 132 | 3 | 9 | 16 | 160 | 139 | 21 |
| 2021-2022 | 0 | 1 | -1 | 105 | 1 | 7 | 10 | 123 | 168 | -45 |
| 2022-2023 | 0 | 2 | -2 | 113 | 0 | 3 | 13 | 129 | 164 | -35 |
| Average | 0 | 2 | -2 | 116 | 2 | 6 | 18 | 142 | 170 | -28 |



Membership Composition June 2023 Cumulative



Gender Composition June 2023 Cumulative

